

# 4 zone RGB+CCT remote

## Product Feature

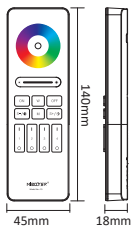
- 2.4GHz wireless transmitting technology , fast transmitting, stable signal and anti-interference
- Control multi devices at the same time
- Dim color, brightness and mode
- Change color and speed of dynamic mode
- Working with multi controllers ( control distance 30m)
- simple magnetic installation
- Control lighting scene freely , for commerical and home lighting scene



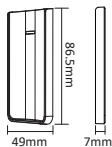
## Product Parameter

Product Name: :	4 zone RGB+CCT remote	Working temperature :	-10~40°C
Model No.:	C5	EMC standard(EMC):	ETSI EN 301 489-1 V2.2.3 ETSI EN 301 489-3 V2.3.2
Working voltage:	3V(AAA*2PCS)	Security Standard (LVD) :	EN 61347-2-11:2001+A1:2019 EN 61347-1: 2015+A1:2021 EN 62493:2015+A1:2022
Standby consumption:	15μA	Radio equipment (RED) :	ETSI EN 300 400 V2.2.1
Transmission:	6dBm	Certification:	CE、EMC、LVD、RED
Protocol:	2.4GHz RF		
Modulation:	GFSK		
Control Distance:	30M		

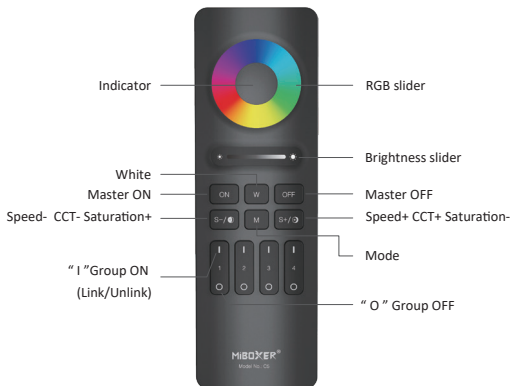
Remote




Remote Holder



## Function



### Function

White: 

For white color

Dynamic Mode: 

Press continuously to change different mode

RGB Ring: 




Change RGB color

Group ON (Link/Unlink):

For different zones



"1" ON (Link/Unlink) "O" OFF

Brightness slider: 



Dim brightness

## Multi Function:

Speed-/ CCT-/ Saturation+



For dynamic mode, speed-

For white mode, CCT-

For RGB mode, saturation+

## Multi Function:

Speed+/ CCT+/ Saturation-



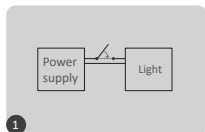
For dynamic mode, speed+

For white mode, CCT+

For RGB mode, saturation-

## Link/Unlink

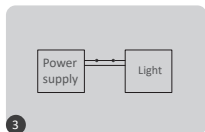
**Link** controller must link with remote before using it



turn off light 10 seconds and turn on again



short press "ON" 3 times within 3 seconds

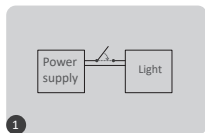


link is done once light flashes 3 times slowlyyy



Link is failed if light doesn't flash, please repeat above steps  
(Attention: can not link again if remote already finished linking)

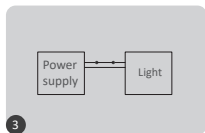
**Unlink**



turn off light 10 seconds and turn on again



short press "ON" 5 times within 3 seconds

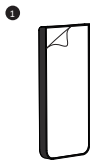


link is done once light flashes 10 times quickly

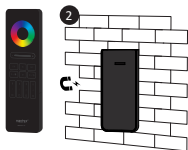


Unlink is failed if light doesn't flash, please repeat above steps  
(Attention: no need to unlink if the light never be linked)

## Installation



Remove the sticker on the holder



Stick the holder on the wall and put remote on the holder

## Attention:

1. Don't use it in humidity or high temperature area, please take out battery if don't use it frequently and keep it in dry or static electricity area
2. Don't use it near metal or strong magnetic area, it will affect signal and lost distance.