

BATTERSEA.

IP65 LED corrosion batten lights are ideal for exposed, damp or humid applications such as car parks, commercial kitchens, underpasses, storage facilities and more. Direct replacement for T8 fluorescent tube corrosion proof fittings.

- ✓ Multi Wattage Switchable - 16W to 80W
- ✓ CCT Tri-Colour - 3000K, 4000K & 6500K Switchable
- ✓ Highly efficient 120 lumens per watt
- ✓ Heavy-duty stainless-steel clips
- ✓ Single gland knock-out at each end of the fitting



Technical Specification

Product Details

Range Variants	Standard / Emergency / Microwave / Microwave + Emergency
Applications	Commercial or Semi-Commercial
Installation Options	Retail, Industrial, Semi Commercial & Commercial
UKCA & CE Compliant	Yes
RoHS Compliant	Yes
Guarantee Period	5 years (fitting), 2 year (battery)

Construction


Case Material	Polycarbonate
Case Colour	Grey
Diffuser Material	Polycarbonate
Diffuser Colour	Frosted
Clip Options	Stainless Steel
IP Rating	IP65
Impact Protection Rating	IK10
Dimensions	Details to the right
Operating Temp (°C)	-10 to 40 °C
Cable Entry	20mm cable entry at each end of fitting.

Electrical Data


Voltage	220-240V AC
Frequency	50/60Hz
Wattage (illuminated)	16W to 80W
Battery Type	LifePO4 (Lithium)
Battery voltage	6.4V
Emergency Wattage	2.5W
Battery Life	>3 hours
Power Factor	0.9
Emergency	Maintained & Non-Maintained
Energy Rating	E
Earth Protection	Class II
Driver	Integrated
Dimmable	No

LED Data

LED Type	SMD
LED Microchip	2835
Lumens	1900 lm to 9600 lm
Lumens per watt	120 lm/W
Lms in Emergency mode	325 lm
Colour Rendering Index	>=80 CRI
Colour Temperature	3000K (Warm White) 4000K (Cool White) 6500K (Daylight)
Beam Angle	110°
Instantaneous Illumination	Yes: <1 second
LED Lifetime	50,000 hrs



Standard Internal



Microwave & Emergency Internal

Product Family

5ft Battens

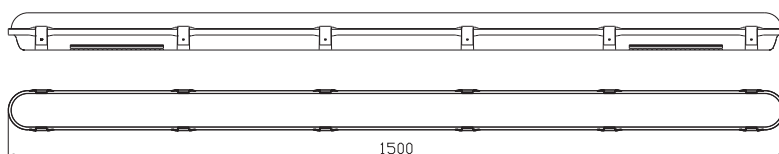
sku	type	size	watts	weight	lumens
BTCR5S	Standard	Single (l) 1500 x (w) 80 x (d) 72mm	16W / 23W / 26W / 30W	1.80kg	1900 - 3600 lm
BTCR5S-EM	Emergency	Single (l) 1500 x (w) 80 x (d) 72mm	16W / 23W / 26W / 30W	1.90kg	1900 - 3600 lm
BTCR5S-MW	Microwave Sensor	Single (l) 1500 x (w) 80 x (d) 72mm	16W / 23W / 26W / 30W	1.85kg	1900 - 3600 lm
BTCR5S-MWEM	Microwave Sensor + Emergency	Single (l) 1500 x (w) 80 x (d) 72mm	16W / 23W / 26W / 30W	1.95kg	1900 - 3600 lm
BTCR5T	Standard	Twin (l) 1500 x (w) 100 x (d) 72mm	34W / 43W / 52W / 60W	2.05kg	4080 - 7200 lm
BTCR5T-EM	Emergency	Twin (l) 1500 x (w) 100 x (d) 72mm	34W / 43W / 52W / 60W	2.15kg	4080 - 7200 lm
BTCR5T-MW	Microwave Sensor	Twin (l) 1500 x (w) 100 x (d) 72mm	34W / 43W / 52W / 60W	2.10kg	4080 - 7200 lm
BTCR5T-MWEM	Microwave Sensor + Emergency	Twin (l) 1500 x (w) 100 x (d) 72mm	34W / 43W / 52W / 60W	2.20kg	4080 - 7200 lm

6ft Battens

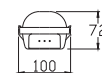
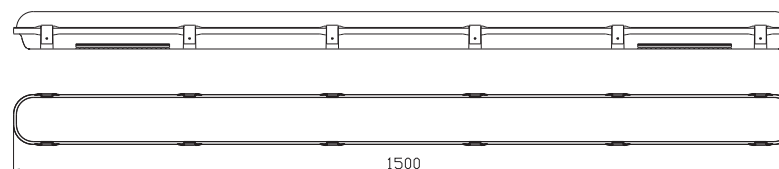
sku	type	size	watts	weight	lumens
BTCR6S	Standard	Single (l) 1800 x (w) 80 x (d) 72mm	22W / 28W / 34W / 40W	2.1kg	2640 - 4800 lm
BTCR6S-EM	Emergency	Single (l) 1800 x (w) 80 x (d) 72mm	22W / 28W / 34W / 40W	2.2kg	2640 - 4800 lm
BTCR6S-MW	Microwave Sensor	Single (l) 1800 x (w) 80 x (d) 72mm	22W / 28W / 34W / 40W	2.15kg	2640 - 4800 lm
BTCR6S-MWEM	Microwave Sensor + Emergency	Single (l) 1800 x (w) 80 x (d) 72mm	22W / 28W / 34W / 40W	2.25kg	2640 - 4800 lm
BTCR6T	Standard	Twin (l) 1800 x (w) 100 x (d) 72mm	50W / 60W / 70W / 80W	2.50kg	6000 - 9600 lm
BTCR6T-EM	Emergency	Twin (l) 1800 x (w) 100 x (d) 72mm	50W / 60W / 70W / 80W	2.6kg	6000 - 9600 lm
BTCR6T-MW	Microwave Sensor	Twin (l) 1800 x (w) 100 x (d) 72mm	50W / 60W / 70W / 80W	2.55kg	6000 - 9600 lm
BTCR6T-MWEM	Microwave Sensor + Emergency	Twin (l) 1800 x (w) 100 x (d) 72mm	50W / 60W / 70W / 80W	2.65kg	6000 - 9600 lm



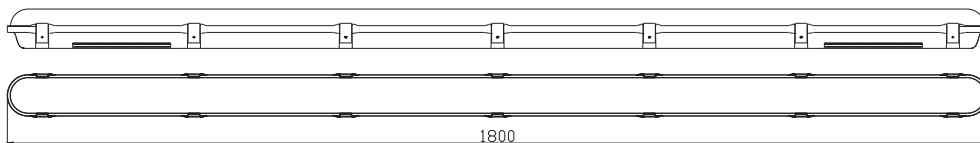
Dimensions (mm)



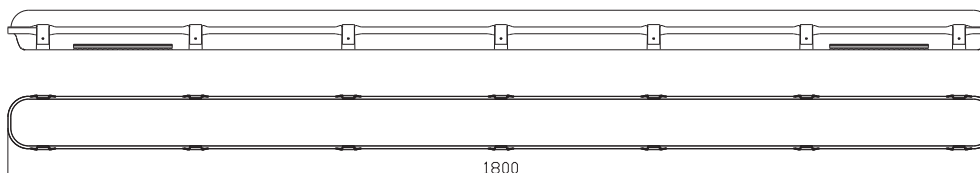
5ft Single Batten
(l) 1500 x (w) 80 x (d) 72mm



5ft Twin Batten
(l) 1500 x (w) 100 x (d) 72mm



6ft Single Batten
(l) 1800 x (w) 80 x (d) 72mm



6ft Twin Batten
(l) 1800 x (w) 100 x (d) 72mm